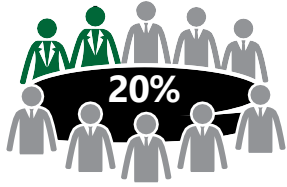


30% CLUB HK MARKS PROGRESS TOWARDS CAMPAIGN GOALS



“20% by 2020”

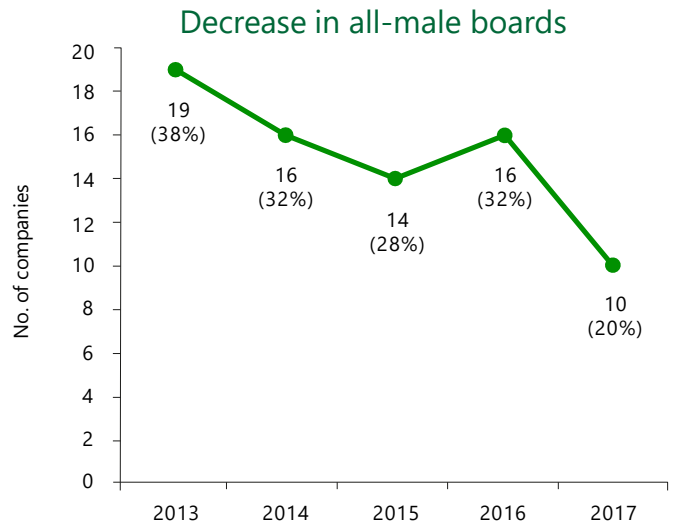
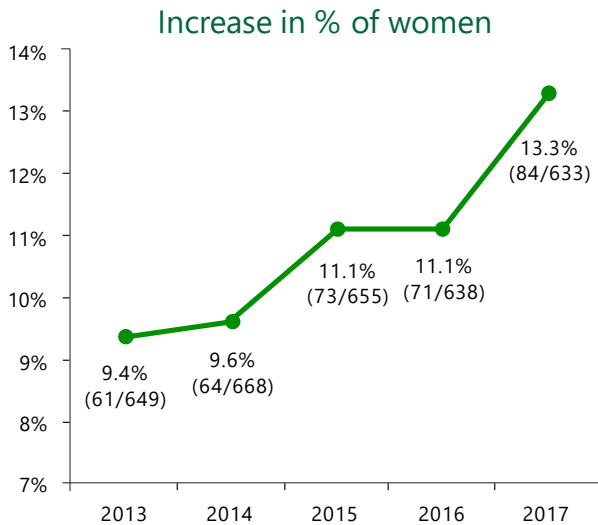
20% women on Hang Seng Index boards by 2020



“No Zeros by 2018”

No Hang Seng Index all-male boards by 2018

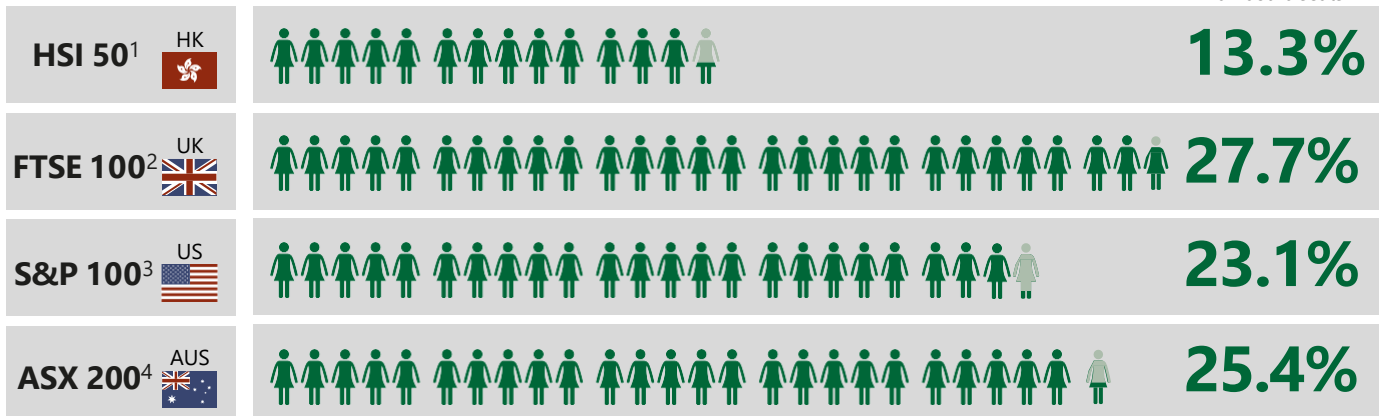
GENDER DIVERSITY ON HANG SENG INDEX BOARDS¹



HOW DOES HONG KONG COMPARE TO OTHER KEY JURISDICTIONS?

♀ = 1%

Women as a % of all board seats



WHERE DOES 30% CLUB HK STAND?

30% Club HK advocates changing the corporate governance code to direct Hong Kong listed companies to explicitly reference and measure gender diversity on their boards and in their management teams.



Sources:

¹ Data provided by Community Business, the official research partner of 30% Club HK, and <https://webb-site.com>. Data as of Jan 2013-2016 and 7 Sep 2017.

² <http://www.boardsforum.co.uk/boardwatch.html>

³ https://www.fenwick.com/FenwickDocuments/Gender_Diversity_2016.pdf

⁴ <http://aicd.companydirectors.com.au/advocacy/board-diversity/statistics>

Hang Seng Index Women on Boards 2017⁵

Stock Code	Rank	% of Women	Board Size	No of Women	Company
1088	1	42.9%	7	3	CHINA SHENHUA ENERGY COMPANY LTD*
11	2	31.3%	16	5	HANGSENG BANK LTD
823	3	30.8%	13	4	LINK REAL ESTATE INVESTMENT TRUST
836	4	30.0%	10	3	CHINA RESOURCES POWER HOLDINGS COMPANY LTD
2018	5	28.6%	7	2	AAC TECHNOLOGIES HOLDINGS INC.
5	6	27.8%	18	5	HSBC HOLDINGS PLC
1038	7	23.5%	17	4	CHEUNG KONG INFRASTRUCTURE HOLDINGS LTD
3988	8	23.1%	13	3	BANK OF CHINA LTD*
4	8	23.1%	13	3	THE WHARF (HOLDINGS) LTD*
939	10	21.4%	14	3	CHINA CONSTRUCTION BANK CORPORATION*
2	10	21.4%	14	3	CLP HOLDINGS LTD
1113	12	20.0%	15	3	CK ASSET HOLDINGS LIMITED
1	12	20.0%	20	4	CK HUTCHISON HOLDING LTD
267	14	18.8%	16	3	CITIC LTD
19	15	16.7%	12	2	SWIRE PACIFIC LTD
3328	15	16.7%	18	3	BANK OF COMMUNICATIONS CO LTD
66	17	15.8%	19	3	MTR CORPORATION LTD
388	18	15.4%	13	2	HONG KONG EXCHANGES AND CLEARING LTD
17	18	15.4%	13	2	NEW WORLD DEVELOPMENT COMPANY LTD
688	20	14.3%	7	1	CHINA OVERSEAS LAND & INVESTMENT LTD
1398	21	13.3%	15	2	INDUSTRIAL AND COMMERCIAL BANK OF CHINA LTD
27	22	12.5%	8	1	GALAXY ENTERTAINMENT GROUP LTD
2318	23	11.8%	17	2	PING AN INSURANCE (GROUP) COMPANY OF CHINA LTD
2388	24	11.1%	9	1	BOC HONG KONG (HOLDINGS) LTD
762	24	11.1%	9	1	CHINA UNICOM (HONG KONG) LTD
1928	24	11.1%	9	1	SANDS CHINA LTD
12	24	11.1%	18	2	HENDERSON LAND DEVELOPMENT COMPANY LTD
2319	28	10.0%	10	1	CHINA MENGNIU DAIRY COMPANY LTD
101	28	10.0%	10	1	HANG LUNG PROPERTIES LTD
1299	30	9.1%	11	1	AIA GROUP LTD
2628	30	9.1%	11	1	CHINA LIFE INSURANCE COMPANY LTD
992	30	9.1%	11	1	LENOVO GROUP LTD
83	30	9.1%	11	1	SINO LAND COMPANY LTD
175	34	8.3%	12	1	GEELY AUTOMOBILE HOLDINGS LIMITED
144	35	7.7%	13	1	CHINA MERCHANTS PORT HOLDINGS COMPANY LTD
1044	36	7.1%	14	1	HENGAN INTERNATIONAL GROUP COMPANY LTD
857	36	7.1%	14	1	PETROCHINA COMPANY LTD
293	38	5.9%	17	1	CATHAY PACIFIC AIRWAYS LTD
23	38	5.9%	17	1	THE BANK OF EAST ASIA LTD
16	40	5.6%	18	1	SUN HUNG KAI PROPERTIES LTD
700	41	0.0%	8	0	TENCENT HOLDINGS LTD
941	42	0.0%	9	0	CHINA MOBILE LTD
883	42	0.0%	9	0	CNOOC LTD
135	42	0.0%	9	0	KUNLUN ENERGY COMPANY LTD
3	42	0.0%	9	0	THE HONG KONG AND CHINA GAS COMPANY LTD
288	42	0.0%	9	0	WH GROUP LTD
386	47	0.0%	11	0	CHINA PETROLEUM & CHEMICAL CORPORATION
6	47	0.0%	11	0	POWER ASSETS HOLDINGS LTD
151	49	0.0%	14	0	WANT WANT CHINA HOLDINGS LTD
1109	50	0.0%	15	0	CHINA RESOURCES LAND LTD

*Increased % of women to 20% or more over the past year.

Sources:
⁵ Data provided by Community Business, the official research partner of 30% Club HK, and <https://webb-site.com>.
 Data as of 7 Sep 2017.